

Safety Boat Notes—Some basics

Basic equipment on board:

1. Heaving/throwing line
2. Anchor
3. Paddles
4. Boat hook
5. Yellow safety container
6. Knife (crews personal ones)
7. Bailer

Priority:

1. People
2. Safety boat
3. Dinghies/craft

If sailors are cold, injured, etc, take them ashore and then go back for the craft if necessary

Crew should be dressed and prepared to go in the water if necessary

Notes:

1. Practice driving the different boats in varied conditions
2. Go in bow first as much as possible
3. The driver should aim to keep themselves between the engine and the person/boat/craft/etc—That is keep the engine away from people
4. The prop guard is a prop guard, not a “people guard”

Much of the time when attending capsizes, etc, it is more about going quickly to the vicinity of the craft and standing off. All final approaches must be done slowly. Often the sailor(s) are able to right and sail the craft off again themselves and the safety boat has more of a “moral support” role.

Towing - 2 common methods

Be aware of sail in relation to wind


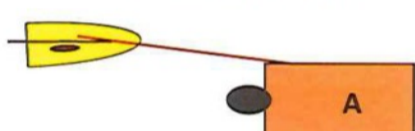
May take it down/wrap it

A. Tow behind

- Wrap rope round mast (winding from the bottom up) and on safety boat so it can be released if needed. Pick tow up slowly.
- Rudder down and boat steered to one side of safety boat
- See if boat better with half or no centreboard down

B. Tow alongside

- Watch for fingers
- Dinghy bow slightly in towards safety boat
- Will need to go slowly

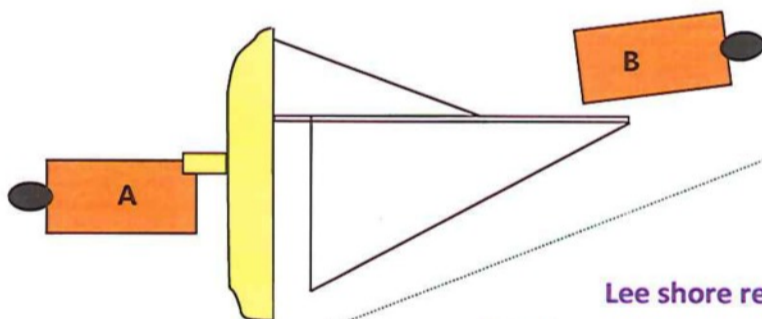


Righting a capsized boat - 2 common methods

- A. Go to centreboard and press it down
- B. Go to mast top and either “walk” up the mast or forestay towards the boat

Keep the front of mast or centreboard facing upwind

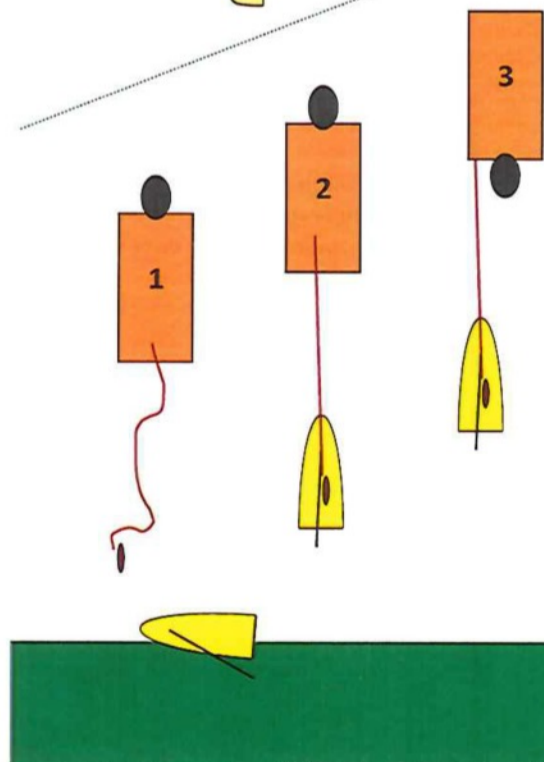
If a boat is turtle right it as soon as you can if someone is underneath



Lee shore rescue

1. Safety boat anchors/stands off and throws/drifts heaving/towing line down to boat.
2. Line wrapped around mast 2-3 times (from bottom up) and safety boat very gently takes tow up and reverses away from shore.
3. When there is enough space, turn the safety boat around and tow into deeper water or to the landing area as required.

Any safety boat crew ashore go into the dinghy as safety boat will not be able to pick them up due to the dinghy in tow.



Pull out sheet