

RYA Courses: Adult and Junior

Contact Rob Wyatt, booking essential
Saturdays & Sundays

SAILING

19th & 20th May
14th & 15th July (camping)
8th & 9th Sept

POWER BOAT

2nd & 3rd June
1st & 2nd Sept

Improvers afternoon Saturday 7th July 2018

Courses: Junior

Contact John Knopp, Catterick Garrison Sailing Club, booking essential

Tuesday 24th to Friday 27th July 2018
Tuesday 7th to Friday 10th Aug 2018
Monday 21st to Thursday 24th Aug 2018

Coaching weekend

with Simon Horsfield, ASA Coach
Including Race Coaching and RYA Instructor CPD
21st & 22nd April 2018

Junior Club

Contact John Pilgrim, booking essential

| | | | |
|----------------|---------------|-----------------|------------------|
| Sat 21st April | Sat 2nd June | Sat 4th August | Sunday 9th Sept |
| Sat 28th April | Sat 16th June | Sat 11th August | Sunday 16th Sept |
| Sat 5th May | Sat 30th June | Sat 18th August | Sunday 30th Sept |
| Sat 19th May | Sat 21st July | Sat 25th August | Sunday 7th Oct |
| Sat 26th May | Sat 28th July | Sat 1st Sept | Sunday 21st Oct |

Events

| | |
|---|---|
| OPEN DAY and "Push the Boat Out Day" | Sunday 13 th May 2018 |
| Bank Holiday Camping | Friday to Sun 25th May to 4 th June |
| Commodore's Cup | Sunday 29th July 2018 |
| Summer Camping Weekend | Fri and Sat 13th & 14th July 2018 |
| Family Cruising and Camping Week | Sat to Mon 18th to 26 th August |
| Bart's Bash weekend camping Bart's Bash Regatta Sailing | Fri an Sat nights 14th & 15th Sept Sun 16th Sept |
| Laser Club Championship | Sunday 23rd September 2018 |

NEWS FLASH

Work Day re-scheduled
Saturday 7th April
11.00 am

THORNTON STEWARD
SAILING CLUB

Open Day

RYA "Push the Boat Out" day

Sunday 13th May 2018

Who could you invite?

*

RYA courses

Saturdays and Sundays

SAILING

19th & 20th May
14th & 15th July
8th & 9th Sept

POWER BOAT

2nd & 3rd June
1st & 2nd Sept

March 2018

Club Night & AGM with Prizegiving

After a delay due to a postponement because of the snow Tuesday 6th March was a distinctly successful evening. The AGM was followed by the Prizegiving and a delicious buffet provided by the Old Black Swan at Bedale. With much formal and informal chat it was a most enjoyable evening.

Committee members

| | |
|------------------------------|---|
| Commodore: | Kenneth Gibson |
| Vice Commodore: | Kay Anstay |
| Rear Commodore: | Malcolm Cummins |
| Secretary: | Peter Kearsley |
| Treasurer, incl. Membership: | Kenneth Gibson |
| Sailing Secretary: | Gillan Gibson |
| Committee members: | Eddie Fearnside Phil Gamlen Annabelle Le Page John Pilgrim Mike Smith |

Membership List

Please check your details and advise Kenneth Gibson of any corrections. He can be contacted at 13 Fenwicks Street, Boldon Colliery, Tyne and Wear, NE35 9HU, tel 0191 537 1712 or e-mail kengillian2@yahoo.co.uk.

Rosta/duties

Thanks to all those who carried out their duties in 2017, of over 180 allocated duties 92% were completed. Of the remainder some were missed due to sickness, others by unexpected emergencies but unfortunately some members just did not attend! REMEMBER UNDER THE TERMS OF YOUR MEMBERSHIP IT IS A REQUIREMENT TO REPORT FOR DUTY. IF YOU ARE UNABLE TO CARRY OUT THE DUTY **YOU MUST PERSONALLY** ARRANGE A SUITABLE SWOP.

WITHOUT THE SAFETY BOAT SOME MEMBERS, ESPECIALLY THE LESS EXPERIENCED, MAY FIND THEY ARE UNABLE TO SAIL.

The rosta for the 1st part of the season is enclosed in this Newsletter, please mark up your diary. A reminder is to be sent out about 2 weeks beforehand.

Open Day Try Sailing Day Push the Boat Out

Sunday 13th May 2018

A day designed to promote sailing
Spread the word to those you think
may wish to try sailing as a sport.

How can *you* help?

- ✿ Welcome guests and talk boats with them
 - ✿ Assist with buoyancy aids
 - ✿ Take guests to the shore
 - ✿ Help to launch and catch boats
- ✿ Helms are needed to take out visitors either in their own or the Club's boats
 - ✿ Help with refreshments
 - ✿ Turn up to sail and add to the atmosphere of the day

From 12.00 noon until 4.00 pm

Members who can arrive earlier to help set up will be most welcome

**Use the poster enclosed with this Newsletter
to advertise the event**

**To offer help email:
pybo@thornton-steward-sailing-club.co.uk**

TSSC Results 2017

| | |
|---|--|
| Regatta Sailing – Overall Plaque | 1 st Paul Bernard, Laser R 2 nd Phil Gamlem, Byte 3 rd Rob Brown, Laser 1 |
| Regatta Sailing | |
| April | Phil Gamlem, Byte |
| May | Paul Bernard, Laser R |
| June | Not sailed |
| July | Annabelle Le Page, RS Quba |
| August | Paul Bernard, Laser R |
| September | Not sailed |
| October | Paul Bernard, Laser R |
| Commodore's Cup | 1 st Paul Bernard, Laser R 2 nd Bob scorer, Solo 3 rd Rob Brown, Laser |
| Junior Commodore's Cup | 1 st Billy Manners, Laser 2 nd Will Penty, Topper 3 rd Tom Penty, Laser |
| Early Sunset Handicap Crookston Sunset | 1 st Trevor Bradley, 2000 2 nd Phil Gamlem, Byte 3 rd Keith Garrad, Laser 1 |
| Late Sunset Handicap | 1 st Paul Bernard, Laser R 2 nd Trevor Bradley, 2000 3 rd David Oldacres, Laser |
| Overall Sunset Handicap Plaque | 1 st Trevor Bradley, 2000 2 nd Paul Bernard, Laser R 3 rd Phil Gamlem, Byte |
| Laser Club Championship Martin Burgess Trophy | 1 st Gary Young, Laser 1 2 nd Tim Wilson, Laser 1 3 rd Keith Garrad, Laser 1 |

TSSC Results 2017

| | |
|---|--|
| Ladies Rose Bowl Most successful lady | Annabelle Le Page, RS Quba |
| Veteran's Cup Most successful aged over 55 years | Trevor Bradley |
| Anderson Trophy Most successful Miracle | Gillan Gibson |
| Endeavour Cup Best newcomer to racing | No newcomers, not awarded |
| Regatta Sailing Enthusiast Morgan Cup | Rob Brown, Laser |
| Judith's Cup Most improved sailor | Dave Oldacres |
| Brian Hall Trophy | Nancy Manners. |
| Tortoise Points times races entered | 1 st Nic Hatch 1,854 pts 2 nd Rob Brown 1,848 pts 3 rd Keith Garrod 1,411 pts |
| Torpedo Trophy Hi Po | Bob Scorer for not capsizing just any visitors, they were his own guests! |
| Kay Cup | Peter Kearsley for all his hard work behind the scenes |
| Services to the Club | John Pilgrim for work with the Junior Club, Carme |
| Sir Timothy Kitson | School, training in general, DiY around the club and too many other things to mention. |

Wednesday Racing

No change here, and we continue to rely on the good offices of the Safety Boat crew to monitor races and note finishing times, but they are a Safety Boat first and a race monitor very much second. The first is Wednesday 25th April 2018 at 6.45 pm. After the first 2 which are at 6.45 pm, for most of the rest of the season races are 7.00 pm.

Sunday Regatta Racing

This monthly generally has 2, or maybe 3, races of approximately 50 minutes each. The racing fraternity will provide a Race Officer.

Sunday 15th April
Sunday 6th May
Sunday 10th June
Sunday 8th July

Sunday 12th August
Sunday 16th September
Bart's Bash
Sunday 14th October

"Race Sundays"

We have 6 additional Sunday race days. Again, the racing fraternity will provide a Race Officer. These races are for the fun of it, and the format will be decided on the day, whether it be handicap/pursuit/short/ equalizer formats, or whatever else members can dream up.

Sunday 22nd April
Sunday 27th May
Sunday 24th June

Sunday 22nd July
Sunday 19th August
Sunday 28th October

Racing Rules and Safety Boat notes

Once again you will find included a sheet with some basic information on the racing rules and on manning the safety boat, although nothing replaces getting practical experience.

TSSC Web site

www.thornton-steward-sailingclub.co.uk

Newsletter Editors

kengillian2@yahoo.co.uk

<https://www.facebook.com/ThorntonStewardSailingClub?fref=ts>

The Stig Challenge

We give no apologies for the Top Gear reference. This is a season long fun event to see who can sail a given course in the fastest time *using a club Topper*. Open to all.

Course

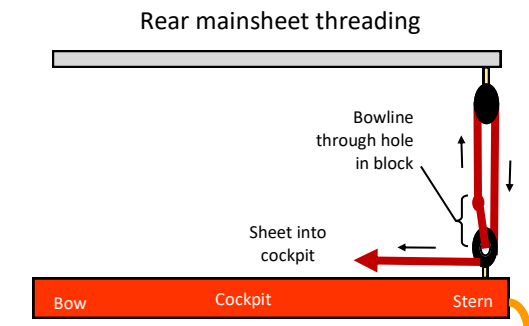
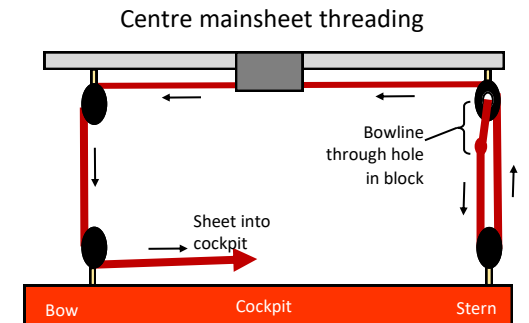
Mark 1: touch with Starboard gunwale
Mark 3 to Starboard
Mark 5 to Port
Mark 4 to Port
Mark 6 to Starboard
Mark 1: touch with Starboard gunwale

As many attempts as you wish, whenever you wish, between 1st April and 31st October. Honour bound to play fair – penalties must be taken. For fun and kudos only. Monthly league table.

Topper and Wanderer mainsheets

The Toppers, and Wanderers, can have their mainsheets threaded either for centre or rear mainsheet. See diagrams.

Note the Topper with the yellow rope on its hull rudder plate should always be left threaded rear mainsheet please.



Powerboat training

With 2 scheduled RYA courses on offer there are extra opportunities this year. In addition, as usual, Gillan and Kenneth Gibson will show people the ropes when they are on duty or contact Rob Wyatt or Roger Anstay to see what else is on available.

Safety Boat

The safety boat is there primarily as a back-up in case of emergencies. No one should be going out to sail unless they are confident they can sail without requiring assistance. Sailors should not over-rely on the safety boat being there. If you have a problem it may be others have too and the safety boat can only be in one place at a time.

If you are uncertain about going out or wish to practice capsizing, talk to the safety boat crew, or if they come to you to discuss your going out, listen to them. They know what they are happy handling and they should not be put in an unnecessarily difficult position.

Club policies

TSSC has a number of policy documents which can be downloaded from the website, <http://www.thornton-steward-sailingclub.co.uk/downloads.html>, or requested from the secretary:

Child Welfare Policy

Personal Information Policy

Training Policy

Powerboat Policy

Carmel College

Carmel College in Darlington has a number of youngsters keen to learn to sail. John Pilgrim has organised a series of sessions when half a dozen youngsters will come for coaching. So we know who they are and can make them welcome the dates are marked in the programme. They will be using the club boats. If you also wish to use the boats talk to John or the other coaches and

Sunday 22nd April

Sunday 29th April

Sunday 6th May

Saturday 12th May

Sunday 20th May

Sunday 10th June

Sunday 17th June

Sunday 24th June

Sunday 1st July

Sunday 8th July

Saturday 8th Sept

Saturday 15th Sept

Saturday 22nd Sept

Saturday 29th Sept

Saturday 6th Oct

Club boats

The Club is fortunate to have a fine fleet of boats for members' use:

3 Wanderers

2 Lasers

1 Mirror

4 Toppers

1 Splash

3 Oppies

They are particularly useful for those who do not have a boat of their own, but even if you have your own boat you may fancy a change, wish to take a guest out, learn something new, etc. True the training team take priority when a course is on - but that is only a few days a year. All that is asked is that you take care of them:

- Be thoughtful about the weather conditions and your capabilities and only go out if you are certain you can cope, note below some particular comments about the Wanderers;
- Please make sure that if you are the last person to use a club boat you ensure it/they are correctly put away;
- A donation towards their maintenance, insurance, etc, is required.
- So usage can be monitored please make a note on the club boat use register which is in the clubhouse porch. *This is particularly important as the Committee is continually reviewing the fleet so knowing which boats are being used matters.*
- If there are any problems or repairs needed please make a note on the club boat use register, clearly identifying which boat it is, so they can be dealt with.

Wanderers

These are designed to be sailed by 2 or more people.

It is expected they will be handled and sailed by 2 or more suitable people.

Be aware of your own capabilities, plus the weather conditions.

Be familiar with recovering capsizes, they can come up rather full of water.

Fit both mast head flotation pads every time.

Check there is no water between hulls before sailing.

Drain boats after sailing.



Happy Helper Drop Ins



These are time you can just drop in to the club when there is someone around who you know is ready to answer questions or give a helping hand so far as they are able. They are listed in the programme and a number of people have offered times when in particular they will be around and happy to help. Usually it will be because they will be at the Club in any case, perhaps they are on safety boat duty, or perhaps they are there for some other reason. Obviously for those on safety boat that responsibility comes first, but there is often plenty of free time on quiet days - it may even be a good time to find out about the power boats.

As its members helping members Happy Helpers don't have all the answers, but then who does?! It is all intended to be informal and if anyone has any ideas to develop the concept further it would be good to hear them.

Gillan Gibson
Sailing Secretary

Travelling with your boat?



Remember to Check, Clean, Dry

CHECK equipment and clothing for live organisms particularly in areas that are damp or hard to inspect, before moving to a new location.

CLEAN and drain using clean water to thoroughly hose down the boat, launching trolley, trailer and equipment, getting into the nooks and crannies. Soaking personal equipment and clothing in hot water improves the chances of killing adults and larvae.

DRY: Let the boat and sails dry out for as long as possible. Also dry clothing, footwear and buoyancy aids – some species can survive for up to two weeks in damp conditions!

To find out more visit

- www.nonnativespecies.org/alerts/quaggamussel
- www.thegreenblue.org.uk

Delivering boats

Please keep cars on the hard standings and do not drive over the grass in front of the clubhouse. It can be very tempting, but this area is a subsidiary dam and the engineers at Yorkshire Water are understandably very sensitive about what goes over it, particularly as it churns up very easily when wet.

Boat berth allocation

Until the 1st May members are entitled to retain the berth(s) they had the previous year by either putting their boat(s) in the berth(s) or marking the board in the Clubhouse porch cupboard with "18" next to their entry/entries. Anyone new arriving until then can only claim a berth provided there is NO entry on the board. After 1st May any non-claimed berths are available on a first come, first served basis. Please do not rub out existing entries.

Padlock your boats

Please ensure your boats are securely attached to their berths, possibly with chain and a padlock, so vandals cannot pick them up and release them onto the reservoir as happened a few times a few years ago.

Parking under trees

When parking on the grass beside the road please do not park too close to the trees. It may seem tempting as it is a shorter walk, but if there are any sheep in they may climb on any vehicles to browse the trees and their hooves are sharp enough to scratch the paintwork quite badly.

Signing in

Please can you ensure you sign in the diary *before* you go sailing. You are also asked to sign in when you visit without sailing so we know what use is being made of the Club. The book can also be used to record any problems or issues which are identified. Thanks.

Rubbish

The Club does not have a bin collection. Please could members take their rubbish home please. Sometimes we have a bag at the end of the counter when there are a number of us at the club, if those there on such days could work out who can take the bag home please it will help enormously.

Basic rules



Ultimately the rules are about safety and making boats predictable. But be thoughtful and look ahead, if someone is having problems, or there is an obstruction, etc, even if you are the “right of way boat” please keep clear.

| | |
|---|---|
| <p>Boat on port gives way to boat on starboard</p> <p>Port boat keeps clear—Tacks or dips behind</p> <p>Starboard boat sails on</p> | <p>Boat astern gives way to boat ahead</p> <p>Boat ahead sails on</p> <p>Boat behind keeps clear</p> |
| <p>When boats are overlapped windward boat keeps clear of leeward boat</p> <p>Windward boat keeps clear (they have better wind)</p> <p>Leeward boat sails on</p> | <p>Boats tacking and gybing keep clear of others—do not tack or gybe in front of another boat</p> <p>Tacking and gybing boats must do so only when they will not affect others</p> |

Rules when racing

When you first start racing the 4 basic rules plus one on “room at the mark” will get you going. Beyond the basics, however, racing can be rather like chess and there are exceptions to everything. Get yourself racing and ask others for help and explanations, plus look at a rules book - TSSC’s copy should be in the racing box. Using the rules can help everyone - sometimes it is the boat “trying to get out of the way”, rather than doing what they have the right to do, which can be more of a problem as they are not predictable!

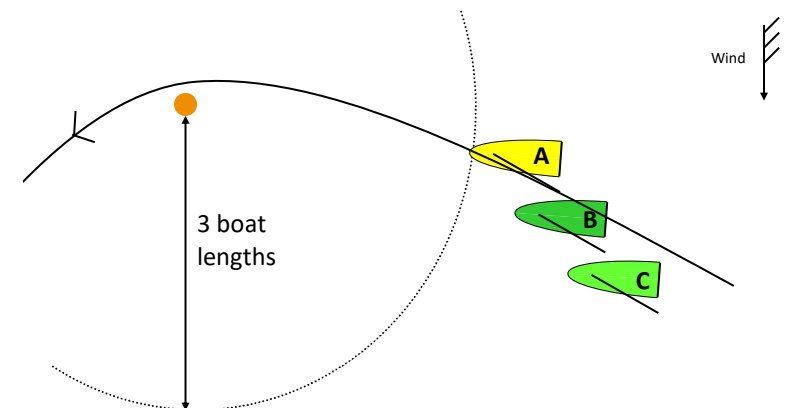
“Room at the mark”

If boats are overlapped as they approach an offwind mark (you do not have to tack to get there) the outside boat has to give “room” to the inside boat if they are overlapped when the lead boat touches the imaginary 3 boat length circle. This includes any other boats overlapped on the inside. So in the example below A must give “room” for both B and C.

In an ideal world sailors approaching a mark sort out in advance who will have rights so everyone has the space they need for a “seamanlike manoeuvre” and a call of “Room at the mark” from the inside boat(s) usually initiates request(s) for space.

In truth the “room at the mark” rules can quickly get complicated and are easiest learnt as you go along and can discuss examples.

A final note is until a rule change a few years ago the call was “water at the mark” and this is still used by some sailors



Safety Boat Notes—Some basics

Basic equipment on board:

1. Heaving/throwing line
2. Anchor
3. Paddles
4. Boat hook
5. Yellow safety container
6. Knife (crews personal ones)
7. Bailer

Priority:

1. People
2. Safety boat
3. Dinghies/craft

If sailors are cold, injured, etc, take them ashore and then go back for the craft if necessary

Crew should be dressed and prepared to go in the water if necessary

Notes:

1. Practice driving the different boats in varied conditions
2. Go in bow first as much as possible
3. The driver should aim to keep themselves between the engine and the person/boat/craft/etc—That is keep the engine away from people
4. The prop guard is a prop guard, not a “people guard”

Much of the time when attending capsizes, etc, it is more about going quickly to the vicinity of the craft and standing off. All final approaches must be done slowly. Often the sailor(s) are able to right and sail the craft off again themselves and the safety boat has more of a “moral support” role.

Towing - 2 common methods

Be aware of sail in relation to wind

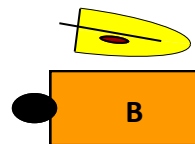
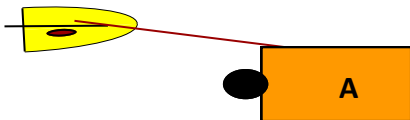
May take it down/wrap it

A. Tow behind

- Wrap rope round mast (winding from the bottom up) and on safety boat so it can be released if needed. Pick tow up slowly.
- Rudder down and boat steered to one side of safety boat
- See if boat better with half or no centreboard down

B. Tow alongside

- Watch for fingers
- Dinghy bow slightly in towards safety boat
- Will need to go slowly



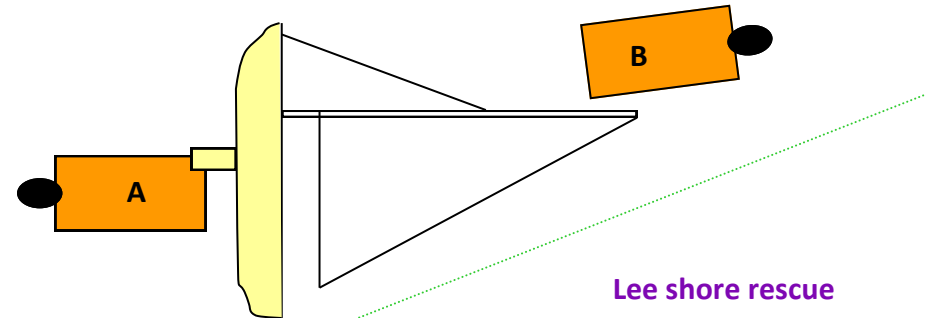
Righting a capsized boat - 2 common methods



- A. Go to centreboard and press it down
- B. Go to mast top and either “walk” up the mast or forestay towards the boat

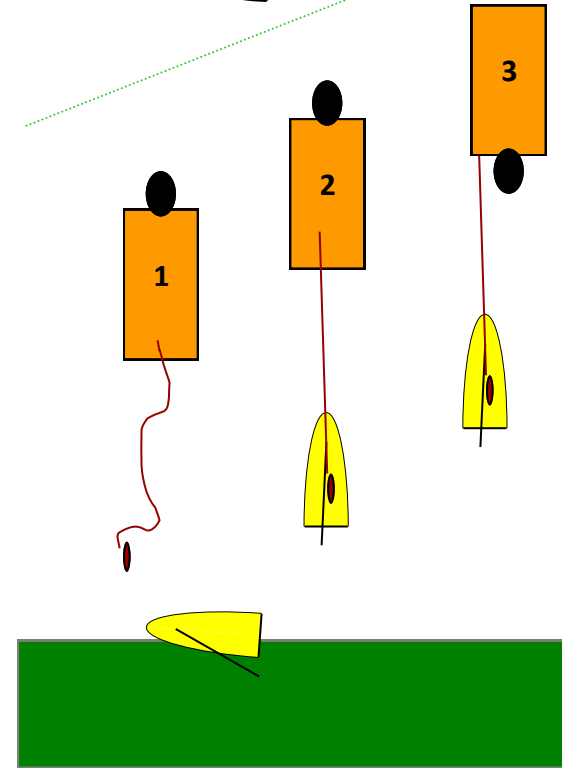
Keep the front of mast or centreboard facing upwind

If a boat is turtle right it as soon as you can if someone is underneath



Lee shore rescue

1. Safety boat anchors/stands off and throws/heaving/towing line down to boat.
2. Line wrapped around mast 2-3 times (from bottom up) and safety boat very gently takes tow up and reverses away from shore.
3. When there is enough space, turn the safety boat around and tow into deeper water or to the landing area as required.



Any safety boat crew ashore go into the dinghy as safety boat will not be able to pick them up due to the dinghy in tow.

Pull out sheet